

Balancing beam

Device line Kantholz












Article 30750

Balancing beam made of multi-glued Swiss pine, pressure impregnated, length 250 cm, incl. steel foot brackets for minimum installation depth 50 cm.



CHF 320.-

(excl. VAT)

 Age group	3+
 Device dimensions	250 x 13 x 40 cm
 Space required	550 x 313 cm
 min. impact surface	15.3 m ²
 Fall height	40 cm
 Heaviest element	30 kg
 Biggest element	250 x 13 x 70 cm
 Foundations	2
 Concrete	0.25 m ³
 Assembly time	1 h
 Installers	1

