

Double duck

Device line Color












Article 52750

Double Duck made of polyethylene, with lacquered spiral spring, incl. hot-dip galvanised foot frame for minimum installation depth 50 cm.



CHF 1'065.-

(excl. VAT)

 Age group	1+
 Device dimensions	68 x 40 x 92 cm
 Space required	300 x 270 cm
 min. impact surface	7.25 m ²
 Fall height	60 cm
 Heaviest element	35 kg
 Biggest element	65 x 38 x 142 cm
 Foundations	1
 Concrete	0.15 m ³
 Assembly time	1 h
 Installers	2

