

Playtower combination

Device line Kantholz












Article 36410

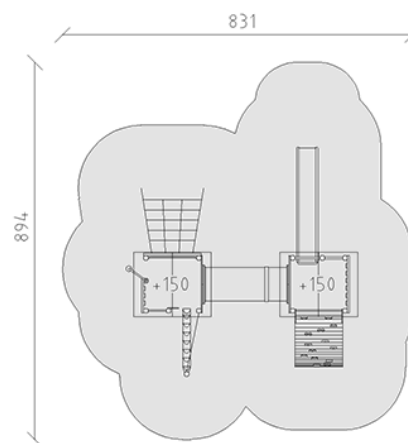
Playtower combination made of multi-glued Swiss pine, pressure impregnated, platform heights 150 cm, with gable roofs, tree trunk ascent, climbing pole made of stainless steel, climbing net ascent, crawl tube, arch ascent, slide made of polyester red/yellow, incl. steel foot brackets for minimum installation depth 50 cm.



CHF 18'410.-

(excl. VAT)

	Age group	3+
	Device dimensions	550 x 544 x 351 cm
	Space required	894 x 831 cm
	min. impact surface	56.4 m ²
	Fall height	150 cm
	Heaviest element	240 kg
	Biggest element	150 x 185 x 352 cm
	Foundations	16
	Concrete	2.05 m ³
	Assembly time	4 h
	Installers	2



berli
Center of play

+41 41 925 14 00
info@berli.swiss